



# HELIOS

## Asset Tracking on the Cloud

---



# WHY ASSET TRACKING

- Tracking assets is an important concern of every company, regardless of size. Assets are defined as any 'permanent' object that a business uses internally including but not limited to computers, tools, software, or office equipment. While employees may utilize a specific tool or tools, the asset ultimately belongs to the company and must be returned. And therefore without an accurate method of keeping track of these assets it would be very easy for a company to lose control of them.

# FEATURE LIST



- Asset Lifecycle
- Asset Inventory
- Purchasing Assets
- Selling Assets
- Automating Asset Depreciation
- Scrapping Assets
- Asset Value Adjustment
- Asset Reporting

# KPI LIST

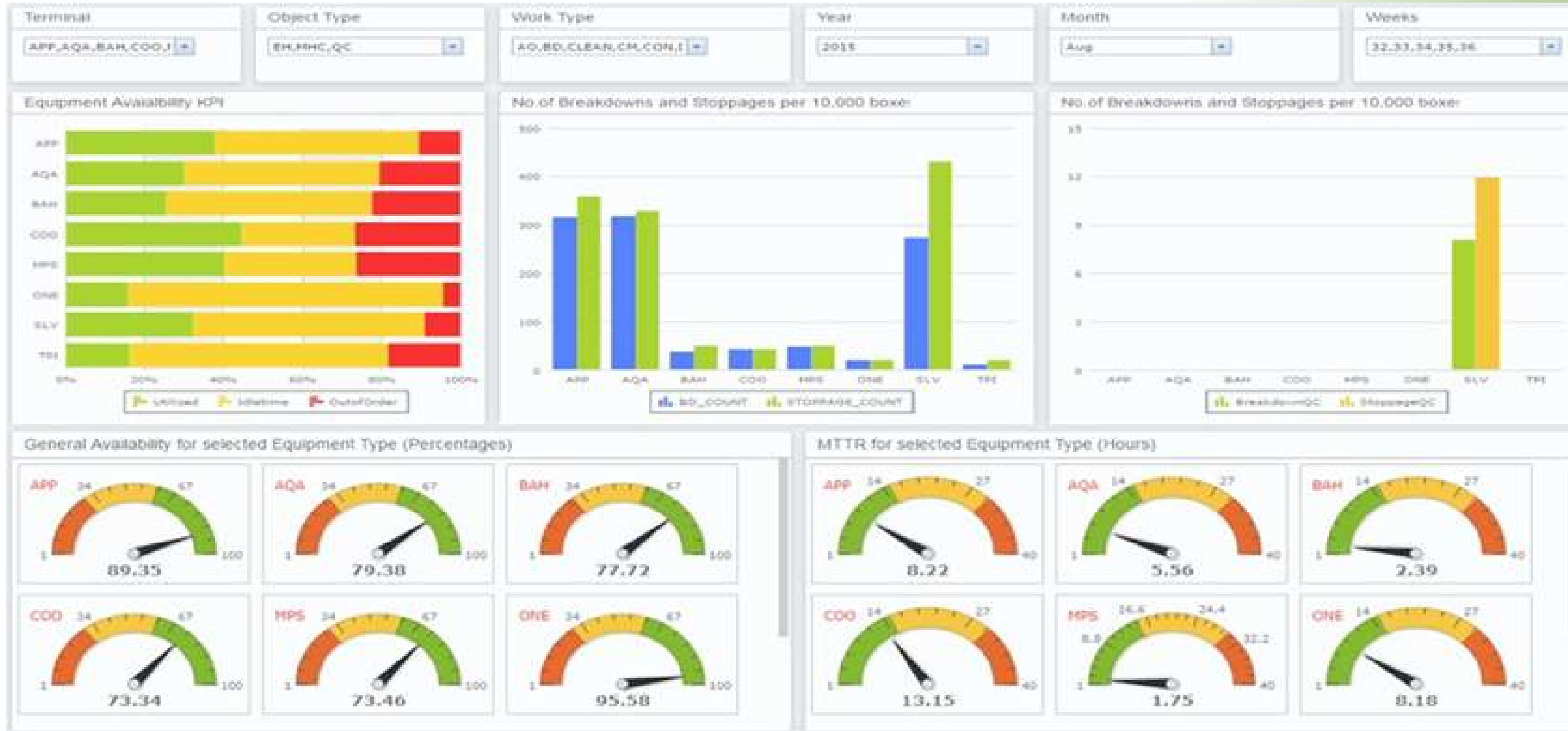


- Mean time to Failure
- Mean time through Repair
- Mean time between Failures
- Failure Frequency
- Incident resolution and response time
- Overall Equipment Effectiveness
- Average age of hardware assets
- Percentage of configuration items (CIs)
- Hardware assets under maintenance contracts
- Percentage of hardware assets without lifecycle status


# DASHBOARD



A Dashboard to give a quick glimpse of all your assets and other details.



# THE BENEFITS OF USING A BARCODE/ QR CODE



Barcodes are a printed image that can be scanned by a reader. It is usually a series of lines and numbers that represent a code. Barcode tags are less expensive than RFID, but the scanner must be held close to the barcode and each tag must be scanned individually.

Using the Mobile application and 2D Barcodes (QR codes), you can record transactions and scan items using your smartphone camera. Our app is optimized for medium to light scanning with regular smartphone cameras. Scanner add-ons can be used to accommodate higher frequency scanning.

# PROCESS OF ASSET MANAGEMENT USING BARCODE



Using Barcode and Radio-Frequency Identification (RFID) technology makes inventory control faster and more accurate. Barcodes and RFID tags help keep track of your inventory, reduce errors, and eliminate the cost of manual record keeping. The inventory management application in corporates the use of Barcodes and RFID tags to communicate updates on the status of your inventory directly to you.

# CREATING ASSET IN A SYSTEM

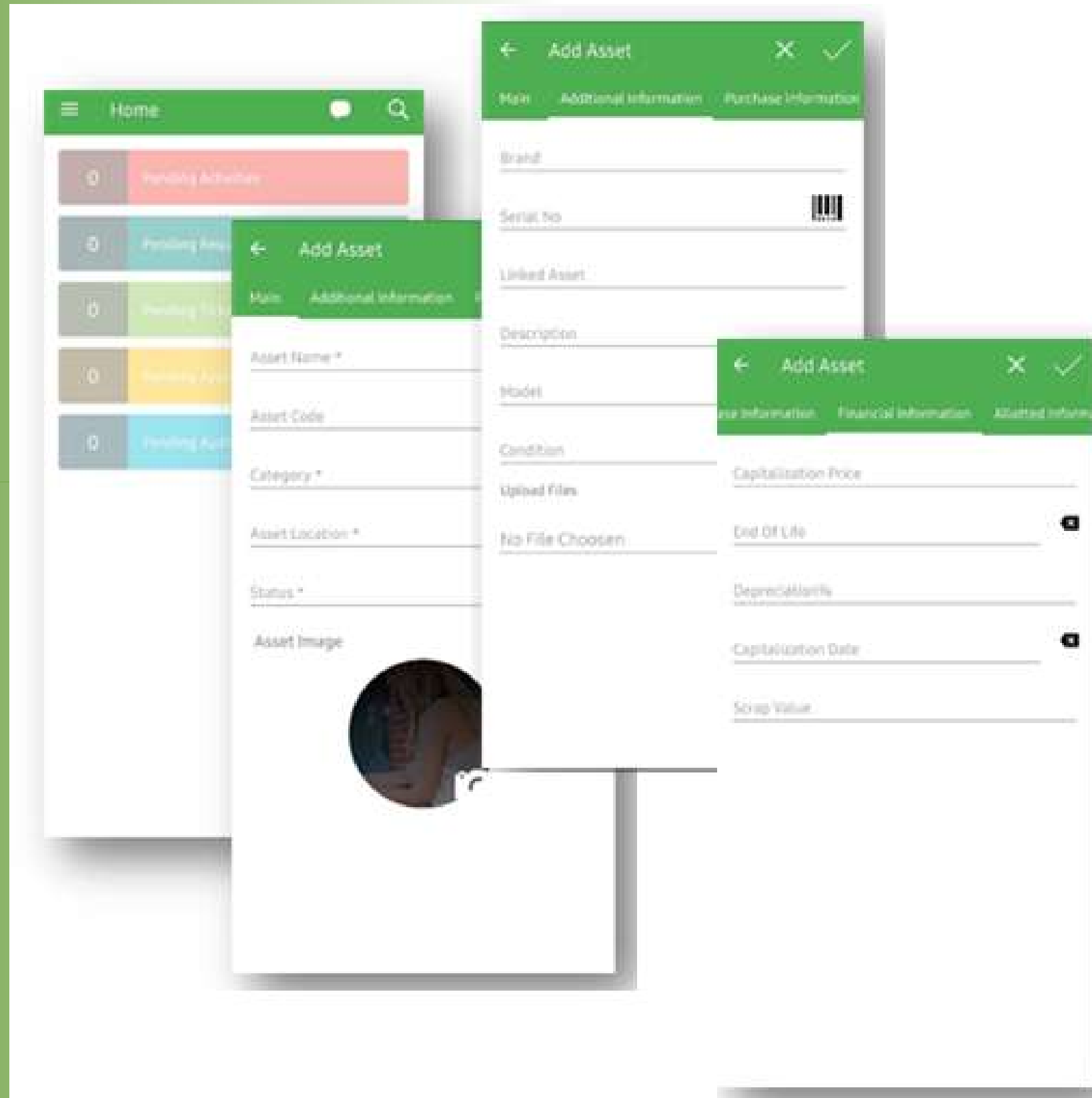


Assets can be easily added and updated. To add new assets in the system, the form opens up. Once the assets are added into the system, we can easily generate a barcode or a QR code for the asset.

The user can easily add or remove the fields as well as assets in the system as per the requirement



# ADDING ASSET FROM MOBILE



The user can easily add a new asset from the mobile/handheld application and can generate and print the barcode directly from the mobile application

While creating the asset the user will also enter the financial details including the depreciation percentage per product.

# CONFIGURING FINANCIAL INFORMATION



The user can add Financial details while creating the assets, which includes three main fields

- End Of Life of the product
- Depreciation Percentage
- Scrap Value

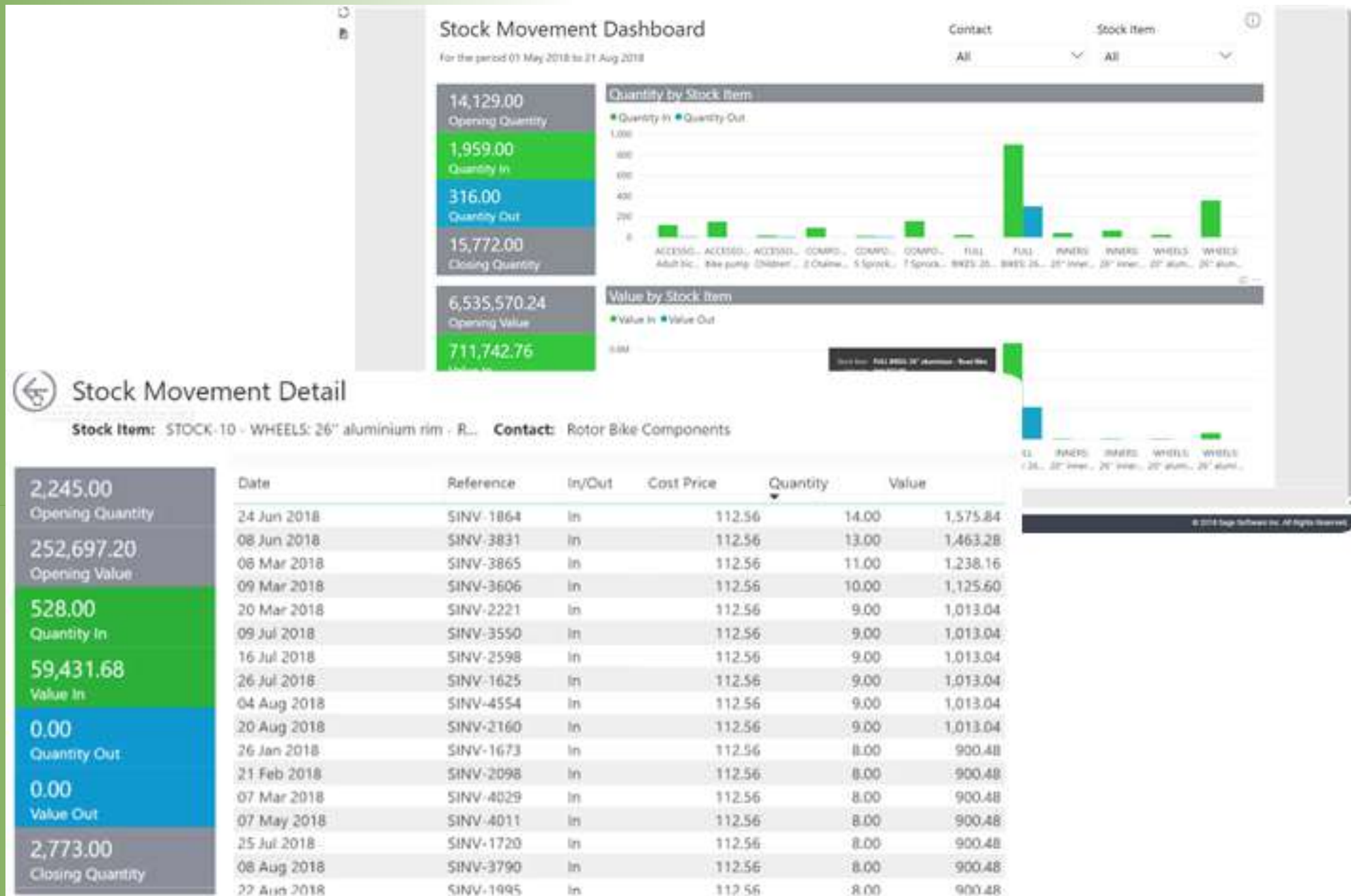
# PRODUCT SERIALIZATION



When products are serialized, each item is assigned its own unique number that can differentiate it from the rest of your inventory. Using serial numbers helps track warranties, trace items, and confirm ownership. Items that use serial numbers are typically more expensive products, such as appliances, electronics, automobiles, and jewelry.

Process improvement is the practice of continuously advancing the production of your products. Serial numbers can improve your processes by allowing your company to find defective products, or products in need of repair. Once a faulty product is found, you can determine the cause of the defect, and make the appropriate process changes to prevent defects from reoccurring. Process improvements are directly linked to enhancing your organization's quality control and the need to maintain the quality of your product, to meet our customers' expectations.

# STOCK MOVEMENT



The Stock Movement Dashboard that opens after you've entered your required from and to date displays the Opening Quantity, Quantity In and Out, and the Closing Quantity for all stock items. Similarly, it also displays the Opening Value in the currency you report in, the Value In and Out, and the Closing Value for all stock items in the specified period.



# REPORTS

## Depreciation Report

- WDV- Written Down Value
- SLM- Straight Line Method

## Asset Cost Life Cycle report

## Stock Report

## Viewing all Inventory Transactions

## Stock Statement Report

## Movement Summary Report

## Extracting Discarded/ Sold Assets Report



# Contact Us

We'd like to talk about the details of the software.

## PHONE NUMBER


+91 8105586002

## EMAIL ADDRESS

vivek@statice.tech

## WEBSITE

[www.statice.tech](http://www.statice.tech)



**Teamnet**